

THE 5-STEP BLUEPRINT TO A ORGANIZED & PREPARED

MOVE

By AIA Movers and Storage

5 PROVEN STEPS THAT WILL SET YOUR MOVE
UP FOR SUCCESS.

FREE HANDBOOK



CONTENTS



3 FOREWORD

4 STEP 1:

What kind of moving company should you hire?

8 STEP 2:

How do you select a moving company that is right for you?

11 STEP 3:

Doing a Company Background Check

13 STEP 4:

Requesting a Moving Estimate

16 STEP 5:

Moving Day

18 RESOURCES:

Moving Checklist

25 BONUS CHAPTER:

How to claim your Special Bonuses?

DISCLAIMER:

This information has been collected from many sources, including our own experience. The information in this eBook is offered as a guide only. Not all situations are the same and it is always advisable to have a professional mover come to your home to evaluate exactly what is needed to safely transport your household goods. We make no guarantees and **A1A Movers and Storage** may not be held liable or responsible for any damage, injury or loss as a result of the contents of this eBook. These are merely helpful suggestions to assist you in your moving journey.



FOREWORD

The average person will move about 11 times throughout his or her life, and 40 million people across the United States alone are said to move each year. With so many people relocating so often, there is no denying the impact moving has on everyone.

While moving itself is a big change, the need to relocate is often due to changes in a person's life. A newly married couple trying to start a family might want to move into a larger house, while parents whose children have grown up and moved out may want to downsize to a smaller condo. Some less joyful life events, like divorce or the death of a family member, are other reasons for relocating.

Aside from these family-related reasons, there are plenty of other life changing events that cause people to move. For example: a college student who plans to live on campus will have to move. A member of the military could be assigned to a station on the other side of the country. Or senior citizens who can no longer live on their own might decide to move to an assisted living facility. Additionally, a company may want to relocate an employee to another location or move its entire office to a new building. All of these changes can result in the need to move.

Moves are generally classified into the categories like local moving, long distance

moving, and international moves, each with its own specific challenges. Whatever the reason for moving is and regardless of where you need to go, relocating should not be underestimated.

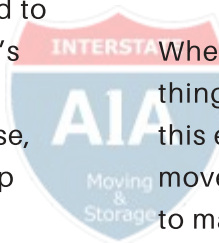
And that is exactly why **A1A Movers and Storage** created this eBook.

When you're going through a move, the best thing you can do is to be prepared. The goal of this eBook is to prepare you for each step of the move, giving you insider tips and advice on how to make your relocation as easy as possible.

Throughout this eBook, we'll provide you with actionable tips and knowledge that we gathered throughout thousands of moves, and we will also provide additional resources will set your move up for success.

We're happy to share our in-depth experience with you with the aim to avoid common mistakes and misconceptions. If you feel you need additional help or advice after reading this eBook, please feel free to call one of our moving consultants (1-866-343-1243) or send us an e-mail (a1amoversllc@gmail.com), and we'll answer any moving-related questions you might have.

So, let's get started...



STEP 1:



WHAT KIND OF MOVING COMPANY SHOULD YOU HIRE?

So you have decided to move - before embarking on this journey, there is quite a bit to prepare. Arguably the most important part of preparing for your move is finding a mover that is qualified to handle your belongings and make sure they arrive at your new home safely. But before you can begin your search for the perfect mover, you will want to determine what type of company is right for your needs.

HIRING A LOCAL MOVING COMPANY

A local move is anything under 100 miles—whether it's just up the street or across the state. While moving locally may seem easy than moving your belongings across the country, it still requires extensive planning and research to successfully relocate. The most important part of your move will be choosing your local moving company.

Local movers usually charge by the hour and size of the crew needed to load and unload your goods. For example, for two movers and a truck, the typical rate is about \$100 an hour. This amount will fluctuate depending on the other services you require and any extra fees you incur for long carries, stair carries, or materials.

Local movers are usually not subject to interstate moving regulations, so you should research the required licensing in your state and verify that any local mover you consider is operating legally and within government regulations.

HIRING A SMALL MOVING COMPANY

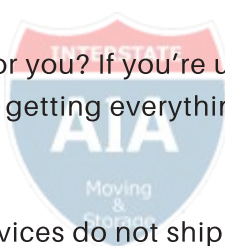
If you are transporting less than 2,000 pounds for your move, most commercial moving companies won't handle your shipment. You need to enlist the services of small movers—moving companies that specialize in the transport of small loads.

If you are relocating from a small one-bedroom or studio apartment, a dorm, or any furnished lodgings, your move may be considered a small move. Small movers can also help you ship just one or a few pieces of furniture.

When choosing a small mover, make sure to ask about possible time and distance requirements. Since small movers have no weight minimum (or a very low one if any) they may instill a distance minimum (a required amount of miles you must pay for) or a time minimum (a set length of time your move must take). If your needs don't meet certain requirements for the company, you may end up paying money for services you didn't require (for example, if the company charges you for a minimum of ten miles and you only need your sofa shipped five miles).

HIRING MOVING LABOR

Don't need a company to ship your goods for you? If you're using your own vehicle or a rental truck to transport your stuff but still need some help getting everything out of the house and loaded up, you are looking for moving labor services.



Unlike full-service movers, moving labor services do not ship your goods to your new home. They often offer packing and unpacking, furniture assembly, and loading and unloading services. If you need a heavy item—such as a piece of furniture, a safe, or even a structure like a shed—moved within your property, moving labor can help you with that too.

HIRING SPECIALTY MOVERS

Certain items require special attention, disassembly methods, and packing materials to safely and effectively ship. Belongings such as pool tables, pianos, hot tubs, boats, motorcycles, grandfather clocks, artwork, and antiques often require what is known as specialty movers.

Some moving companies offer special moving services, and have staff that are trained to handle these items. Other companies specialize in the transport of these items specifically, and may not be able to handle your entire move. When comparing quotes, make sure to ask any company you are considering to handle your move if they have experience handling any special items you have. If not, you may have to hire a separate company to move your piano, pool table or grandfather clock safely and without damages.

HIRING A LONG DISTANCE MOVING COMPANY

Moving long distance is an overwhelming event. While packing up a household of belongings and transferring them to a new home is always a pain, doing it across state lines—perhaps thousands of miles—only adds to your stress. When your goods are going to be on a truck for up to several weeks—perhaps even transported into storage or onto another truck—it's even more important to make sure the moving company handling everything is trustworthy and reliable.

Long distance movers typically charge based on the cubic feet of your shipment—in other words, the space it will take up on the truck and the distance you are traveling. They may also calculate the cost based on the weight of your items. It's important to ask about costs when receiving your estimate, and to always get an in-house quote so the movers can get a good look at everything you need moved.

Any mover that operates across state lines is required by the FMCSA to register for a US DOT number. When comparing quotes from long distance movers, ask for their DOT number so you can verify it on the FMSCA website. This number allows the agency to regulate the company and ensure they are meeting standards set by the government.



HIRING A FULL-SERVICE MOVING COMPANY

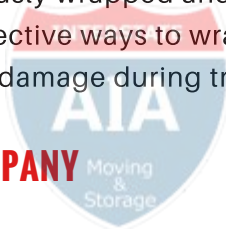
Do you want your movers to take care of everything? If you're short on time but willing to spend a little extra cash, you can choose to work with for a full-service moving company. Allow your movers to wrap, pack, load, disassemble, reassemble, ship, unload and unpack all of your belongings while you focus on other pending moving tasks. While hiring full-service movers will cost you a little bit more, the convenience of having all aspects of your move handled by professionals may be worth it.



Consider your needs when trying to decide if the benefits of hiring full-service movers outweigh the expense. Packing and loading are stressful, time-consuming tasks. If you are very busy and cannot afford to take days off from work, finding time to get organized and pack can be daunting. If you pay your movers for packing services, they can pack up the contents of your entire home in as little as one day.

Additionally, leaving everything up to the trained professionals can ensure that your belongings will be handled with the utmost care and meticulously wrapped and packed with skill. Movers are adept at packing procedures and know the most effective ways to wrap, box, and load your items onto the truck to maximize space constraints and prevent damage during transport.

HIRING A INTERNATIONAL MOVING COMPANY



If you thought crossing state lines with your life's belongings was nerve-racking, what about crossing an ocean with them? Not only is international moving a stressful experience, but getting your goods from one country into another is a complicated process that involves a lot of steps.

An international mover is a company that organizes the entire move for you, contracts the freight forwarders that ship your items, helps you organize your paperwork, and guides you through the harrowing customs process. International movers often also provide packing services, because your belongings must be packed and crated in a specific way to prevent damage—which is common when carting your shipment overseas.

STEP 2:



HOW DO YOU SELECT A MOVING COMPANY THAT IS RIGHT FOR YOU?

Before choosing any company for hire, you want to ensure they are trustworthy and reputable. There are many unprofessional moving companies out there waiting to scam unsuspecting customers with unethical business practices. Conducting a thorough background check on any company you are considering for hire will help you choose a reliable mover to safely transport your goods. The fate of all your precious belongings rests in this one decision—it's important to make the right one. Whether you are a first-time newbie or a veteran mover, here are common tips you should not overlook...

START THE RESEARCH PROCESS EARLY

Procrastination is your worst enemy when choosing a mover. Start your search early so you can take your time and compare quotes and services from a variety of companies. If you're moving during peak season—May to September, moving companies book up fast. Securing the services of a reliable and trustworthy mover will get more difficult if you wait until the last minute—they may not have your move date available. You should begin getting quotes and comparison shopping at least three months before your desired move date to make your search as easy and stress-free as possible.

SEARCH ONLINE

The internet is the best tool at your disposal for finding the perfect mover. You can begin directly by filling out a quote form at www.a1amovers.com —making it easy for you to get an estimate for your upcoming move. Plus, reading online reviews is a great way to find out more about the company’s professionalism, quality of service, experience, and reputation.



ASK FOR MOVING RECOMMENDATIONS FROM FRIENDS AND FAMILY

If you have friends or family that have recently moved, ask about their experiences with the moving company. They may be able to give you some feedback on companies you should contact for a quote—or companies you should avoid at all costs.

COMPARE PRICE QUOTES

When selecting a mover, one of the most important qualities to most customers is affordability. Comparing prices from several moving companies will allow you to easily find one that fits your budget and gives you an idea of the going competitive rates for moving services. Beware of automatically hiring the cheapest mover—any company that offers quotes drastically lower than their competitors is often an untrustworthy mover.

A common moving scam occurs when a company offers a very low quote to secure a customer, then bumps up the cost exponentially once the goods are on the truck.

WHAT KIND OF FOCUSED QUESTIONS SHOULD YOU ASK YOUR MOVING COMPANY?

Focus on asking the right questions about the company’s experience and performance —as well as the potential of extra costs for those services. Or if you have any special requests—such as packing an antique china cabinet or moving a piano—it’s crucial to inquire about the company’s familiarity with these tasks.

Here are a few sample questions:

- **How long have you been in the moving industry?**
- **What kind of training do your movers undergo?**
- **Do you have any screening process for hiring?**
- **What are your methods for packing and wrapping furniture? Antiques? Artwork?**
- **What kind of packing materials/moving tools do your workers use?**
- **Do you have experience moving a piano/pool table/ treadmill/safe/other special items?**
- **Are there costs for any of the requested services?**



AVOID WORKING WITH MOVING BROKERS

When searching for a mover, you should always be wary of companies that are actually brokers. A broker is a company that books your move, then contracts it out to a separate company of which you may have no prior knowledge. This means you will be unable to accurately verify the company's licensing credentials, read reviews, or conduct a proper background check. When receiving a quote from any company, make sure to confirm that company is the one handling your move.



DO YOU KNOW YOUR ENTIRE INVENTORY?

When the moving consultant is surveying your home inventory either by phone or in person, make sure he or she sees everything you wish to move. If there are boxes or furniture in the attic, don't forget to show or mention it to him or her. Any area of your home that has goods that will need to be moved should be surveyed by the moving consultant. Withholding any items or information from your move will only result in a surprise price bumps on moving day.



AVOID EXTRA FEES AND SERVICES

When the moving consultant provide you with an estimate, make sure you ask about various extra fees that may incur on moving day. Some moving companies may fail to mention them to lock-in your quote. Always be sure to ask detailed questions about the possibilities of fees, and be precise about the services you need. Transparency on pricing and service will protect you from unwanted surprises on the day of the pick-up.

STEP 3:

DOING A COMPANY BACKGROUND CHECK

Before hiring any moving company you want to ensure they are trustworthy and reputable. There are many unprofessional moving companies out there waiting to scam unsuspecting customers with unethical business practices. Conducting a thorough background check on any company you are considering for hire will help you choose a reliable mover to safely transport your goods.

ASK FOR PROFESSIONAL EXPERIENCE

Asking the company representative about their **experience** handling moves can give you a better idea of their ability and reputation. How long have they been operating? Are they accredited by the Better Business Bureau? What is their rating? Can they provide you with references from satisfied customers? You should always back up any information you receive about the company's history with your own research—verify their BBB rating and profile, read online reviews, and verify their US DOT number on the FMCSA website.

If you require any special services, such as packing/wrapping/disassembly of specialty items such as pianos, pool tables, grandfather clocks, artwork or antiques, be sure to ask about the company's experience with their handling and transport.

VERIFY LICENSE CREDENTIALS

All interstate moving companies are required to be registered with a US DOT number so they can be regulated by the FMCSA. Before booking your move, ask the company for their number so that you can verify it on the FMCSA website.

You can also check their profile to see if they have any outstanding complaints from dissatisfied customers and read their reviews. Any company that does not have a US DOT number could potentially be a rogue mover and should be approached with care.

Local movers have different licensing requirements, determined by the state within which they operate. International movers have separate requirements as well, including a license from the Federal Maritime Commission.

CHECK THE BUSINESS RATINGS

The Better Business Bureau has a directory of businesses nationwide for customers to check and see if a mover is accredited by the agency (meaning the company has met set BBB standards), as well as view their rating based on previous customers' experiences. Customers can also file complaints against the company with the BBB, which can be viewed and read on the movers' profile.

Verifying that the company is BBB-accredited is a good way to ensure they are reliable, professional and employ ethical business practices. However, just because a company is not BBB-accredited does not automatically mean they are untrustworthy—some companies simply choose not to apply for the accreditation. The company's rating and filed customer complaints will give you a better idea as to whether the mover in question can be trusted.

READ ONLINE REVIEWS

Besides verifying their US DOT number and checking the company's profile on the Better Business Bureau website, reading customer reviews on Social Media will give you a more personalized insight into the mover's quality of service, rates, professionalism, and reputation. Reviews can be found on websites like Yahoo Local, the Company's Facebook Page and movinscam.com.

However, when reading customer testimonials, it's important not to be fooled by fake reviews. Reviews that are overly negative or positive, or too descriptive should be treated with skepticism. Actual customers are occupied with the endless tasks moving requires and the stress that comes along with it. They often don't even remember the full details after the move is complete—let alone the full details of a negative or positive experience. Rather look for online reviews that express how the moving company made the customer feel during the move.

PAY ATTENTION TO OUTSTANDING COMPLAINS

You should also check websites such as Ripoffreport.com to ensure the company doesn't have a history of scams, dissatisfied customers and unethical business practices. These websites allow former customers to share their grievances with unlicensed and unprofessional moving companies. Scanning these and similar sites will allow you to determine if the company has a shady reputation for scamming customers, overcharging, or damaging items without providing proper compensation.

STEP 4:



REQUESTING A MOVING ESTIMATE



So, you finally decided on the big moving day. One of the most important things you need to do next is to collect a moving estimate. It's important to have an accurate estimate so you can budget how much the move will actually cost you. You should allow plenty of time to request an moving quote from your preferred mover. Before you even call your mover or go online, you need to collect the following information: 1) the locations you're moving from and to, an estimated move date, 2) the size of your move (how many boxes / items do you have?), and any special services you may need. 3) will you be packing yourself, or will you need packing services? 4) Other special services to consider include loading/unloading help, crating, and any storage needs you may have. All of these factors will impact the price of the moving quote that you obtain.

SHOULD YOU GET AN IN-HOME ESTIMATE?

While you speak to a moving representative, the more questions they ask, the more likely that your mover will be able to provide a realistic moving estimate. An experienced estimator can better calculate the real cost of moving if he or she can look at items, determine how much time it will take to move them through doorways, and determine how many men it will take to load them in a truck. Seeing your home and the items you need to move will allow the estimator to determine how many trucks and what size trucks they will need so that they can tell you the real cost of moving locally.

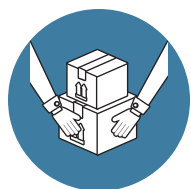
WHAT DETERMINES PRICE IN A MOVING QUOTE?

A moving quote is based on an inventory agreed upon by the client and the company; however, the price can be updated to reflect additional items added. For customers who select written binding estimate prices, their price will not increase or decrease unless the details of the move have been misrepresented in the quote process, or if the customer requests additional services.

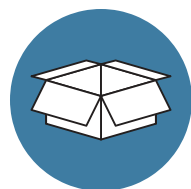
To get an accurate moving quote from **A1A Movers and Storage**, you will need to present an accurate assessment of what you will need to have moved. This includes the number and size of boxes you may have, as well as the appliances and furniture your inventory may include. Based on the items you have in your inventory, the mover will be able to estimate what we will need to provide in order to make your move as efficient and smooth as possible.

A1A Movers and Storage offers many additional services that are not considered in the initial cost of the move - including packing, unpacking, furniture disassembly & reassembly, moving supplies, custom wooden crating, antique restoration, moving your car, and more. Ask your **A1A Movers and Storage** representative about the services your move may require.

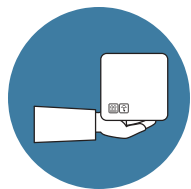
COMMON SERVICES THAT WILL DETERMINE THE PRICE ARE:



- **Packing Services** If you need your items packed by the movers, this service will cost extra. If you are moving locally, the time it takes to pack will likely be included as part of your hourly rate.



- **Packing Materials** Materials are not included— moving companies often charge hundreds of dollars extra for boxes, shrink wrap, bubble wrap, furniture blankets, and tape.



- **Blanket-wrapping** Even if you pack your own goods, you will want your furniture properly protected from scratches, chips, dents, dirt and debris. Movers will wrap your furniture carefully with durable blankets—but it may cost you extra.



- **Furniture Assembly / Disassembly** If you need your entertainment center or bed set taken apart or reassembled after your move, ask your moving company if there is an additional fee to provide this service.

COMMON FEES THAT WILL DRIVE UP THE PRICE:



- **STAIR CARRIES** If you have stairs in your home, the mover may charge an extra fee to carry your belongings up and down the stairs.



- **LONG CARRIES** Do you have acres of property or an extra-long driveway? If the movers have to carry your possessions over a certain distance, your cost may go up. Always ask about long carries and how the additional cost is calculated—some companies may charge an extra fee per step they take.



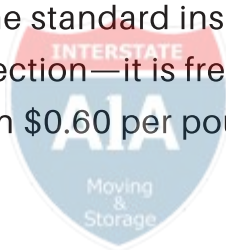
- **SHUTTLE SERVICES** If there is a lack of imminent parking near your home, the movers may have to park the truck a distance away and transport your items via shuttle.



- **INSURANCE FEES** The standard insurance provided by movers is known as Released Value Protection—it is free of charge and covers your goods at a rate of no more than \$0.60 per pound. Additional coverage will cost extra.



- **MOVING SPECIALTY ITEMS** If you have an item that requires special procedures or materials to transport— such as antiques, artwork or a piano—you may receive an extra charge. Be sure to ask any potential mover about their experience moving these items as well before hiring their company.



STEP 5:

MOVING DAY

ABOUT YOUR MOVERS

Your movers are an integral part of your moving experience. Sure, you likely have never met your movers before the big day and probably won't see them ever again after. However, these people are the ones responsible for putting all of your goods (valuable or not) into a truck and taking them to your new home. Therefore, you'll want to have a good relationship with them, even if only for a short period of time.

In order to foster a good relationship with your movers, it is important to know what their responsibilities are during the move. Keep in mind, though, that the actual duties they perform will depend on the services you require.

For instance, if you hired full-service movers, they will do the packing for you. Aside from that, the responsibilities your movers have should be the same for any type of move.

BEFORE THE BIG MOVE

Your movers will have several things to take care of well before moving day. First, they will go to your home to perform an in-person assessment of your household, in order to create an estimate for the cost of the move. They'll also work with you to figure out the time and date of the move. Additionally, they should give you several documents regarding their various policies.

DURING THE MOVE

At this point, the movers will be doing their main task - transporting your goods from your old home to the new one. This involves organizing all of the belongings to create the proper loading order. As they do this, they will also create an inventory list to keep track of all of your goods. Under the supervision of the driver, the moving crew will then load everything into the truck. The movers will also be responsible for ensuring that your goods arrive at your destination safely and on time. During the delivery, your movers will be expected to maintain contact with you to let you know the status of your move. Additionally, the movers will be responsible for having you sign the appropriate contracts regarding the move.

AFTER THE MOVE

Upon reaching the destination, the movers will start unloading your goods off of the truck. They'll bring your goods into your new home and place everything in the right rooms. Again, if you went with full service, the movers will unpack all of your boxes for you.

After everything is moved, they still have to collect payment and make sure that you sign the proper paperwork. Throughout each stage of the moving process, you'll want your movers to be happy and comfortable, so they can do their jobs well. Here are a few easy things you can do to keep your movers in an excellent mood throughout the day.

- **Have everything packed and ready to go before the movers get to your home. This way, they won't have to sit around as you finish packing.**
- **Make sure you keep the boxes you plan on taking yourself clearly labeled as such and stored away from the rest of your boxes.**
- **If you live in an apartment with elevators, make sure your movers will have access to these during the move.**
- **Provide your movers with all the appropriate information, such as the address of the new home, the time frames for when you need to be out of the old home and into the new one, and your phone number so they can remain in contact with you.**
- **Prepare to be at the new home (or have a trusted friend waiting there) before the movers arrive.**
- **Create a floor plan of the new home so your movers will know in advance where to put everything.**
- **Have your method of payment on hand, so you can pay your movers on time. You certainly don't want to have them wait as you search your boxes for that checkbook.**
- **Perhaps one of the most important, yet overlooked, ways to keep your movers happy is to offer them refreshments. Providing them with beverages, or even snacks or lunch, is a small way to show your appreciation and keep your movers in a good mood.**

#TIP You don't have to give your movers a tip; it is not required or expected. However, if you feel they did an exceptionally great job, you might want to give them some money.

RESOURCES: MOVING CHECKLIST

🕒 8 WEEKS OUT

✓ COLLECT AND SORT.

Go through every room of your house and decide what you'd like to keep and what you can get rid of. Think about whether any items will require special packing or extra insurance coverage.

✓ RESEARCH.

Start researching your top 3 moving company options. Get an estimate in writing from each company, and make sure it has a USDOT (U.S. Department of Transportation) number on it if you are moving to a different state. If you're moving within a state, some states require a USDOT number, check [here](#) to see if your state does. You can also check with your state's **public utilities commission, moving association, or Better Business Bureau.**

✓ CREATE A MOVING BINDER.

Use this binder to keep track of everything—all your estimates, your receipts, and an inventory of all the items you're moving.

✓ ORGANIZE FAMILY RECORDS.

Go to your children's school and arrange for their records to be transferred to their new school district as well as your family memberships like the gym, or tennis club.



6 WEEKS OUT

ORDER SUPPLIES.


Order boxes and other supplies such as tape, Bubble Wrap, and permanent markers. Don't forget to order specialty containers, such as dish barrels or wardrobe boxes.

USE YOUR REMAINING INVENTORY.

Start using up things that you don't want to move, like frozen or perishable foods and cleaning supplies.

TAKE MEASUREMENTS.

Check room dimensions at your new home, if possible, and make sure larger pieces of furniture will fit through the door.



4 WEEKS OUT

✓ **CHOOSE YOUR MOVER AND CONFIRM THE ARRANGEMENTS.**

Select a company and get written confirmation of your moving date, costs, and other details.

✓ **BEGIN PACKING.**

Start packing the things that you use most infrequently. While packing, note items of special value that might require additional insurance from your moving company. Make sure to declare, in writing, any items valued over \$100 per pound, such as a computer.

✓ **LABEL EVERYTHING.**

Clearly label and number each box with its contents and the room it's destined for. This will help you to keep an inventory of your belongings. Pack and label "essentials" boxes of items you'll need right away.

✓ **SEPARATE VALUABLES.**

Add items such as jewelry and important files to a safe box that you'll personally transport to your new home. Make sure to put the mover's estimate in this box. You'll need it for reference on moving day.

✓ **FACILITATE A CHANGE OF ADDRESS.**

Go to your local post office and fill out a change-of-address form, or do it online at usps.gov. But in case there are procrastinators, it's always wise to ask a close neighbor to look out for mail after you've moved. Check in with him or her two weeks after the move, and again two weeks after that.

✓ **NOTIFY IMPORTANT PARTIES.**

Alert the following of your move: banks, brokerage firms, your employer's human resources department, magazine and newspapers you subscribe to, and credit card, insurance, and utility companies.

✓ **FORWARD MEDICAL RECORDS.**

Arrange for medical records to be sent to any new health-care providers or obtain copies of them yourself. Ask for referrals

🕒 2 WEEKS OUT

✓ TAKE OFF FROM WORK ON MOVING DAY.

○ Notify your office that you plan to supervise the move and therefore need the day off.

✓ CAR MAINTENANCE.

○ Take your car to a garage, and ask the mechanic to consider what services might be needed if you're moving to a new climate.

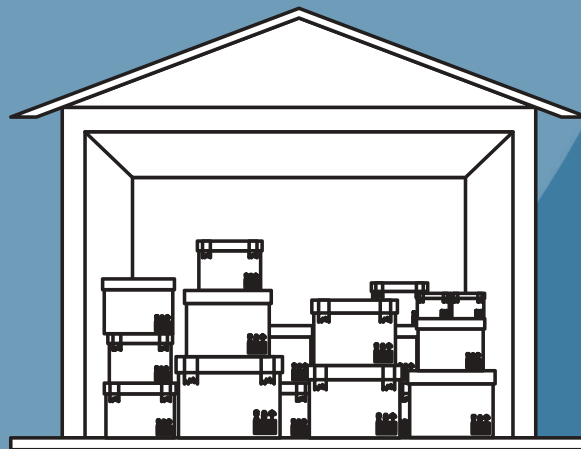
✓ CLEAN OUT YOUR SAFE-DEPOSIT BOX.

○ If you'll be changing banks, remove the contents of your safe-deposit box and put them in the safe box that you'll take with you on moving day.



🕒 1 WEEK OUT

- ✓ **REFILL PRESCRIPTIONS.** ○ Stock up on prescriptions you'll need during the next couple of weeks.
- ✓ **PACK YOUR SUITCASES.** ○ Aim to finish your general packing a few days before your moving date. Then pack suitcases for everyone in the family with enough clothes to wear for a few days.
- ✓ **DEFROST THE FREEZER.** ○ If your refrigerator is moving with you, make sure to empty, clean, and defrost it at least 24 hours before moving day.
- ✓ **DOUBLE-CHECK THE DETAILS.** ○ Reconfirm the moving company's arrival time and other specifics and make sure you have prepared exact, written directions to your new home for the staff. Include contact information, such as your cell phone number.
- ✓ **PLAN FOR THE PAYMENT.** ○ If you haven't already arranged to pay your mover with a credit card, get a money order, cashier's check, or cash for payment and tip. If the staff has done a good job, 10 to 15 percent of the total fee is a good tip. If your move was especially difficult, you might tip each mover up to \$100. Don't forget that refreshments are always appreciated.




🕒 MOVING DAY

✓ VERIFY.

Make sure that the moving truck that shows up is from the company you hired: The USDOT number painted on its side should match the number on the estimate you were given. Additionally, you can check if the moving truck has the company's branding, or vehicle number that was listed in your confirmation. Scams are not unheard-of.

✓ TAKE INVENTORY.


Before the movers leave, sign the bill of lading/inventory list and keep a copy. Make sure you won't pack additional items that you didn't list on the inventory list prior to booking your move to avoid additional charges.



BONUS CHAPTER:

HOW TO CLAIM YOUR SPECIAL BONUSES?

BONUS 1

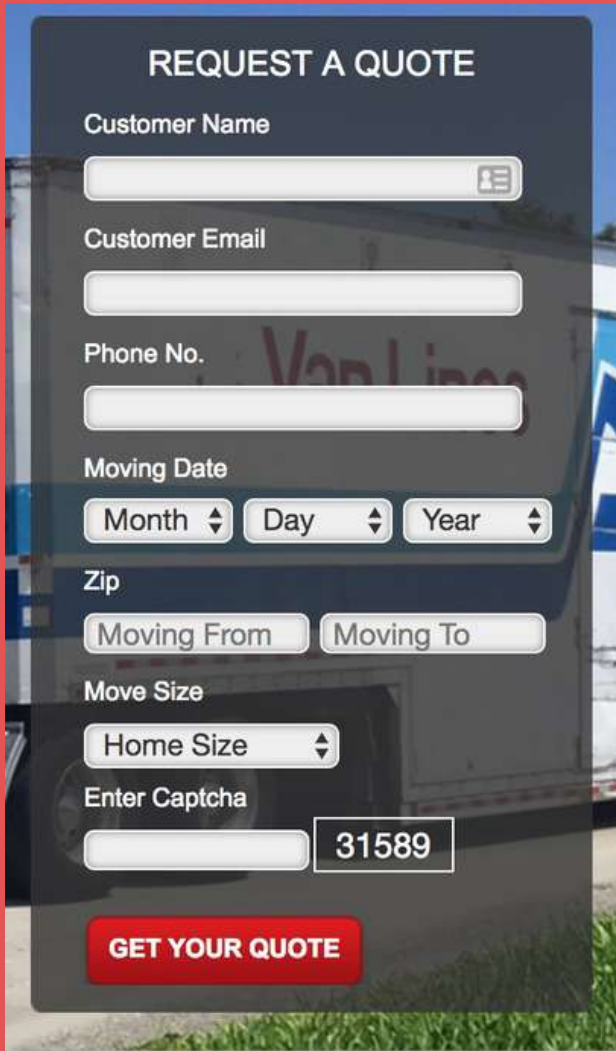


GET A FREE IN-HOME ESTIMATE FOR READING THIS EBOOK

An in-home estimate is when a moving consultant visits your home to assess your goods and your home's layout (Usually valued at \$297) Our representatives come to survey your home and goods and provides you with a written binding estimate.

Claim your free in-home estimate by one of our moving consultants. This is for readers of this eBook only! (Mention "eBook" when you speak to an **A1A Movers and Storage** representative)

BONUS 2



REQUEST A QUOTE

Customer Name

Customer Email

Phone No.

Moving Date
Month Day Year

Zip
Moving From Moving To

Move Size
Home Size

Enter Captcha 31589

GET YOUR QUOTE

**GET FREE
BLANKETS, TAPE
AND BOXES WHEN
YOU SCHEDULE
YOUR MOVE AND
MENTION THIS
EBOOK**



We Serve All 50 States
Where Highways Is a Short Distance For Us !



This eBook has been the result of years of customer experience and customer surveying in the moving industry. We have been 15 years in business and we understand that relocating is never easy. It is an emotionally difficult change requiring a lot of time and planning. And that is exactly why we put this together - to help people have a prepared move, stress-free and with an happy ending.

The information in this eBook provides top-level advice and tips from our crew and thousands of previous customers. Please visit www.a1amovingandstorage.com to request a custom moving quote and mention this eBook. If you have questions about anything regarding your move please give us a call (877) 212 6682 or send us an e-mail info@a1amovers.com. Our team is always happy to speak to you.

A1A MOVERS AND STORAGE

www.a1amovers.com | Email: Info@a1amovers.com | Toll Free: 877-212-6682